




## ■ Features :

- Constant current design
- Universal AC input / Full range
- Fully encapsulated with IP67 level
- Withstand 300VAC surge input for 5 seconds
- Protections: Short circuit / Over current / Over voltage
- Fully isolated plastic case
- Cooling by free air convection
- UL1310 Class 2 power unit
- Pass LPS
- 100% full load burn-in test
- Low cost, high reliability
- Suitable for LED lighting and moving sign applications (Note.7)
- 2 years warranty

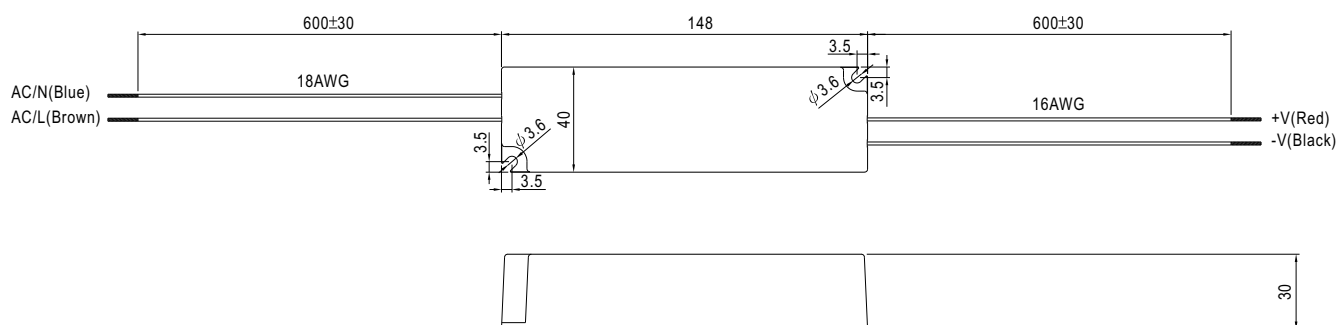
LPS IP67  (for 700mA only)  US (except for 700mA) 

## SPECIFICATION

MODEL		LPC-35-700	LPC-35-1050	LPC-35-1400
OUTPUT	RATED CURRENT	700mA	1050mA	1400mA
	DC VOLTAGE RANGE	9 ~ 48V	9 ~ 30V	9 ~ 24V
	RATED POWER	33.6W	31.5W	33.6W
	RIPPLE & NOISE (max.) <small>Note.2</small>	200mVp-p	200mVp-p	200mVp-p
	VOLTAGE TOLERANCE <small>Note.3</small>	±5.0%		
	LINE REGULATION	±1.0%		
	LOAD REGULATION	±2.0%		
	SETUP, RISE TIME <small>Note.6</small>	500ms, 120ms / 230VAC    500ms, 120ms / 115VAC at full load		
	HOLD UP TIME (Typ.)	50ms/230VAC    16ms/115VAC at full load		
INPUT	VOLTAGE RANGE <small>Note.4</small>	90 ~ 264VAC    127 ~ 370VDC		
	FREQUENCY RANGE	47 ~ 63Hz		
	EFFICIENCY (Typ.)	85%		
	AC CURRENT	1.1A/115VAC    0.7A/230VAC		
	INRUSH CURRENT(max.)	COLD START 30A/115VAC    60A/230VAC		
	LEAKAGE CURRENT	0.25mA / 240VAC		
PROTECTION	CURRENT LIMIT	±5% rated output current Protection type : Constant current limiting type		
	OVER VOLTAGE	50.4 ~ 60V	31.5 ~ 40.5V	27.6 ~ 32.4V
		Protection type : Shut off o/p voltage, clamping by zener diode		
ENVIRONMENT	WORKING TEMP.	-30 ~ +75℃ (Refer to output load derating curve)		
	WORKING HUMIDITY	20 ~ 90% RH non-condensing		
	STORAGE TEMP., HUMIDITY	-40 ~ +80℃, 10 ~ 95% RH		
	TEMP. COEFFICIENT	±0.03%/℃ (0 ~ 50℃)		
	VIBRATION	10 ~ 500Hz, 2G 10min./1cycle, period for 60min. each along X, Y, Z axes		
SAFETY & EMC	SAFETY STANDARDS	UL1310 Class 2, CAN/CSA C22.2 No. 223-M91(except for LPC-35-700), IP67 approved ; design refer to TUV EN60950-1, EN61347-2-13		
	WITHSTAND VOLTAGE	I/P-O/P:3KVAC		
	ISOLATION RESISTANCE	I/P-O/P:>100M Ohms / 500VDC / 25℃ / 70% RH		
	EMI CONDUCTION & RADIATION	Compliance to EN55022 (CISPR22) Class B		
	HARMONIC CURRENT	Compliance to EN61000-3-2 Class A, EN61000-3-3		
	EMS IMMUNITY	Compliance to EN61000-4-2,3,4,5,6,8,11; ENV50204, EN55024, light industry level, criteria A		
OTHERS	MTBF	743.5Khrs min.    MIL-HDBK-217F (25℃)		
	DIMENSION	148*40*30mm (L*W*H)		
	PACKING	0.34Kg; 40pcs/14.6Kg/0.63CUFT		
NOTE		1. All parameters NOT specially mentioned are measured at 230VAC input, rated load and 25℃ of ambient temperature. 2. Ripple & noise are measured at 20MHz of bandwidth by using a 12" twisted pair-wire terminated with a 0.1uf & 47uf parallel capacitor. 3. Tolerance : includes set up tolerance, line regulation and load regulation. 4. Derating may be needed under low input voltage. Please check the static characteristics for more details. 5. The power supply is considered as a component that will be operated in combination with final equipment. Since EMC performance will be affected by the complete installation, the final equipment manufacturers must re-qualify EMC Directive on the complete installation again. 6. Length of set up time is measured at first cold start. Turning ON/OFF the power supply may lead to increase of the set up time. 7. In the European market this power supply can be used for LED lighting applications with input power up to 25W.		

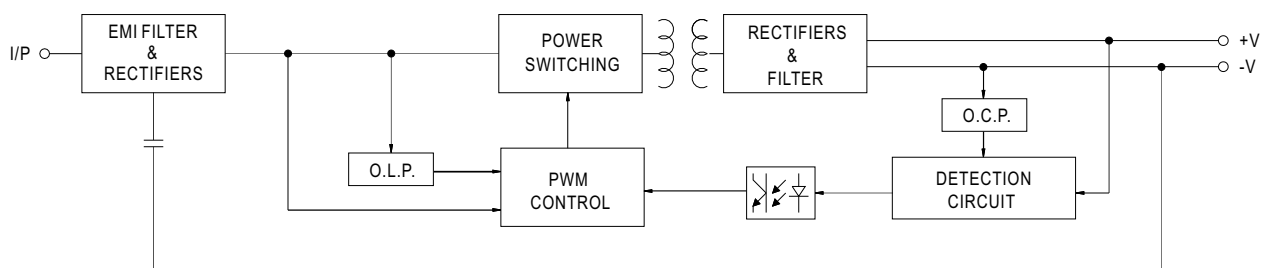
## ■ Mechanical Specification

Case No. 975A Unit:mm

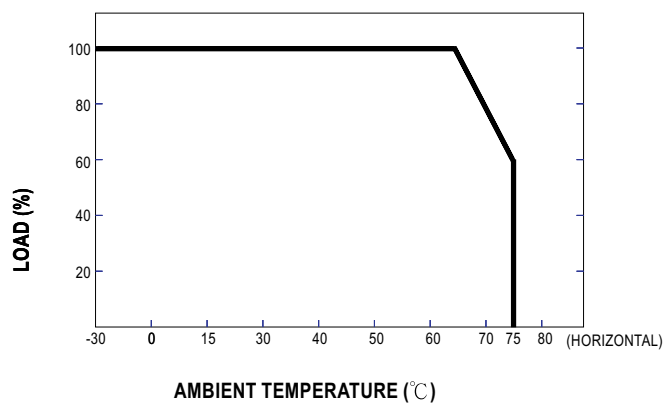


### ■ Block Diagram

fosc : 60KHz



### Derating Curve



### ■ Static Characteristics

