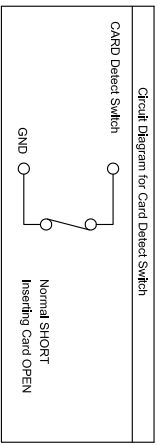
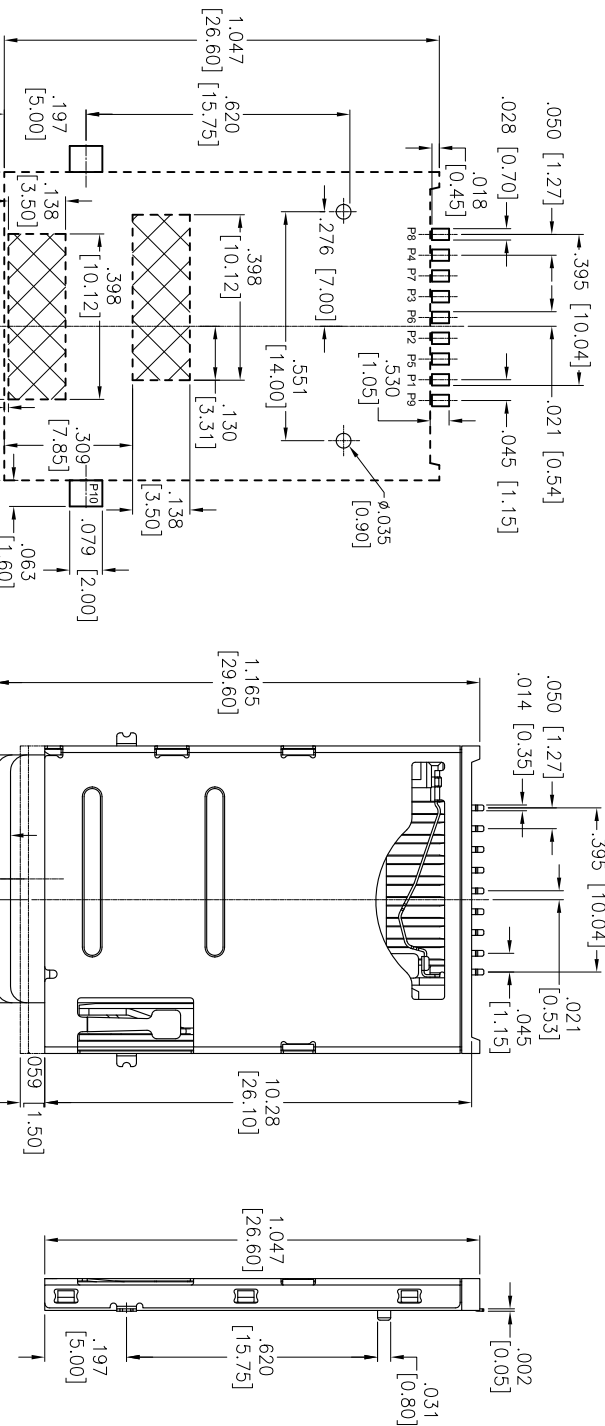
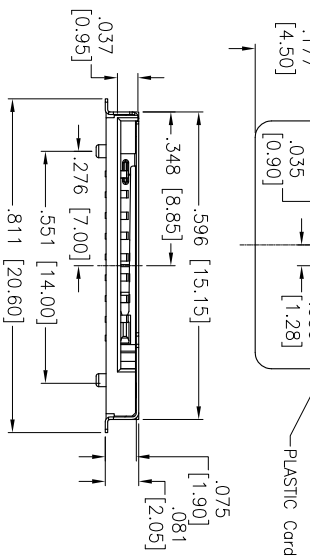


APPROVED: _____	DATE: _____	TITLE: _____		
6	5	4		
3	2	1		
Rev	AWO #	Description	Date	Appr
-		RELEASED	12/06/13	



Connector terminal NO.	Pin NO.
Pin 1	VCC:PWR signal and GND
Pin 2	RST:Reset signal
Pin 3	CLK:Clocking signal
Pin 4	Reserved
Pin 5	GND:PWR signal and GND
Pin 6	VPP:Programming Voltage
Pin 7	I/O:Serial data Input/output
Pin 8	Reserved
Pin 9	CD:CARD Detect Switch
Pin 10	GND



UNLESS OTHERWISE SPECIFIED ALL DIMENSIONS ARE INCHES [MM]	
TOLERANCES: EXCEPT AS NOTED	
INCHES	HOLES
.X ± .10	ØXX ± .10
.XX ± .020	ØXXX ± .015
.XXX ± .015	ØXXXX ± .010
APPROVALS	DATE
DRAWN HR	12/06/13
CHECKED GC	12/06/13
APPROVED	

**ADAM TECH**  
 909 Railway Avenue, Union, NJ 07083  
 Phone: 908-687-5000 Fax: 908-687-5710

**SPECIFICATIONS:**  
 Material: Insulator: Hi-Temp Thermoplastic, rated UL 94V-0  
 Insulator color: Black  
 Contacts: Copper Alloy  
 Shell: Copper Alloy, Nickel plated, Solder Area: Gold Flash  
**Plating:**  
 Gold over Nickel underplate on contact area,  
 Matte Tin over Copper underplate on tails  
**Electrical:**  
 Current rating: 0.5 Amps max  
 Contact resistance: 100 mohms max.  
 Insulation resistance: 1,000 Mohms min @ 500V DC  
 Dielectric withstanding voltage: 500 VAC for 1 minute  
**Temperature Rating:**  
 Operating temperature: -40°C to +85°C  
 Environmental:  
 Lead free, RoHS compliant.



TITLE		SIZE	
SIM CARD SOCKET 6 PIN, PUSH PUSH TYPE		X	
SEL-GOLD PLAYED, WITH SWITCH		PART NO.	
SCCP-08-SG-SMT-B-SW		REV.	
REF: S001088	SCALE: NTS	SHEET 1	OF 1